



# VOLT RETROFIT

**Temperatura d'utilizzo: -20°C, +60°C**  
 Operating temperature  
 Température de fonctionnement  
 Betriebstemperatur  
 Temperatura de uso3


cod.  
**APE-550/1012**

**BASE DI FISSAGGIO "UNIVERSALE"**  
**"UNIVERSAL" FIXING BASE**  
**BASE DE MONTAGE "UNIVERSEL"**  
**"UNIVERSALER" BEFESTIGUNGS-SOCKEL**  
**BASE DE FIJACIÓN "UNIVERSAL"**



**Scheda universale di ricambio a LED 12/24/230V senza antenna**  
 Universal LED replacement board 12/24/230V without antenna  
 Carte universelle de remplacement à LED 12/24/230V sans antenne  
 Universelle LED-Austauschkarte 12/24/230V ohne Antenne  
 Tablero LED de remplazo universal 12/24/230V sin antena

- Istruzioni di montaggio e utilizzo
- Assembly and use instructions
- Instructions de montage et d'utilisation
- Montage- und Gebrauchsanweisung
- Instrucciones de montaje y uso




rev.6 - 4/2019



**AB Tecno Srl**  
 Via Cicogna 95 - 40068 San Lazzaro di Savena (BO)  
 Tel: +39 051 6259580 - fax: +39 051 6259600  
 info@abtecono.com - www.abtecono.com

## APE - 550 / 1011

**BUZZER** (opzionale)  
**BUZZER** (optional)  
**BUZZER SONNETTE** (optionnelle)  
**BUZZER KARTE** (optional)  
**ZUMBADOR** (opcional)



BEEP  
BEEP  
BEEP


**LUCE FISSA**  
**FIX LIGHT**  
**FIXER LA LUMIÈRE**  
**LEUCHTEN**  
**LUZ FIJA**



**JUMPER JP1**



**LUCE LAMPEGGIANTE**  
**FLASHING LIGHT - CLIGNOTANT**  
**BLINKEN - LUZ INTERMITENTE**




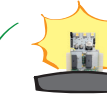


**NON COLLEGARE LA CALZA DELL'ANTENNA**  
**DO NOT CONNECT THE ANTENNA BRAID**  
**NE PAS RACCORDER LA TRESSE D'ANTENNE**  
**NICHT SCHLIESSEN SIE DIE ANTENNE FLECHTEN**  
**NO CONECTE LA MEDIA DE LA ANTENA**

(\* ) vedi collegamento sul retro  
 (\* ) see the connection on the back  
 (\* ) voyez la connexion à l'arrière  
 (\* ) die Verbindung auf der Rückseite sehen  
 (\* ) ver la conexión en la parte posterior

Alimentazione	MAX assorbimento (mA)	Consumo (w)	Luminosità (lm)
230Vac (+/-10%) 50/60Hz	max 80mA	<2	80
24Vdc (+/-20%)	max 80mA	<2	80
24Vac (+20%/-10%)	max 80mA	<2	80
12Vdc (+10%/-5%)	max 40mA	<2	30

Power supply	MAX absorption (mA)	Consump. (w)	Brightness (lm)
230Vac (+/-10%) 50/60Hz	max 80mA	<2	80
24Vdc (+/-20%)	max 80mA	<2	80
24Vac (+20%/-10%)	max 80mA	<2	80
12Vdc (+10%/-5%)	max 40mA	<2	30


Alimentation	Absorption MAXI (mA)	Consom. (w)	Luminosité (lm)
230Vac (+/-10%) 50/60Hz	max 80mA	<2	80
24Vdc (+/-20%)	max 80mA	<2	80
24Vac (+20%/-10%)	max 80mA	<2	80
12Vdc (+10%/-5%)	max 40mA	<2	30

**25 WATT**     **< 2 WATT** 


**ECO-technology**

Versorgung	Max. Leistungsbedarf (mA)	Verbrauch (w)	Helligkeit (lm)
230Vac (+/-10%) 50/60Hz	max 80mA	<2	80
24Vdc (+/-20%)	max 80mA	<2	80
24Vac (+20%/-10%)	max 80mA	<2	80
12Vdc (+10%/-5%)	max 40mA	<2	30

Alimentación	MAX absorción (mA)	Consumo (w)	Brillo (lm)
230Vac (+/-10%) 50/60Hz	max 80mA	<2	80
24Vdc (+/-20%)	max 80mA	<2	80
24Vac (+20%/-10%)	max 80mA	<2	80
12Vdc (+10%/-5%)	max 40mA	<2	30



**ANTENNA - ANTENNA - ANTENNE - ANTENNE - ANTENA**



**Per utilizzare l'antenna con ricevitori a 433 o 868Mhz tagliare il cavo come da disegno.**

To use antenna with receiver at 433 or 868 Mhz cut the cable as shown in the drawing.

Pour utiliser une antenne avec un récepteur à 433 ou 868 MHz, couper le câble comme indiqué sur le dessin.

Um die Antenne mit 433 oder 868 MHz Empfängern zu verwenden, schneiden Sie das Kabel wie in der Zeichnung gezeigt

Para usar la antena con receptores de 433 o 868 MHz, corte el cable como enseñado en el dibujo.

24Vac

**COLLEGAMENTO SCHEDA PER 24VAC**

FOR CONNECTION TO 24VAC  
POUR LE RACCORDEMENT AU 24VAC  
KARTENSCHALTUNG FÜR 24VAC  
CONEXION TABLERO PARA 24VAC



**ITA:** Nel collegamento in apparecchiature vecchie non dotati di uscita specifica, se collegato in parallelo ai motori 230V), le reti spegniarco dei relè potrebbero provocare un accensione molto tenue dei led. Per risolvere questo problema, collegare in parallelo ai morsetti 230V un condensatore di valore 0,33microF.

**ENG:** In connection old equipment not provided with specific output, when connected in parallel to the motors (230V), networks arcing relays could cause ignition pretty dim the leds. To resolve this issue, connected in parallel to the terminals 230V capacitor value 0,33microF.

**FRA:** Dans le cadre ancien équipement pas fourni avec une sortie spécifique, lorsqu'il est connecté en parallèle aux moteurs (230V), les réseaux d'arc relais pourraient provoquer une inflammation assez faible les LEDs. Pour résoudre ce problème, connectée en parallèle à la valeur du condensateur terminaux de 230V 0,33 microF.

**TED:** Beim Anschluss an alte Geräte ohne eine bestimmte Ausgang, wenn die Netzwerke, die die Relais ausschalten, parallel zu den Motoren geschaltet sind (230V), könnten sie eine sehr geringe Beleuchtung der LEDs verursachen. Um dieses Problem zu lösen, schließen Sie einen Kondensator von 0,33 F. parallel zu den 230V-Anschlüssen an.

**ESP:** En relación equipos antiguos no provista con una salida específica, cuando se conecta en paralelo a los motores (230V), redes de arco relés podrían ocasionar la inflamación muy tenue los LEDs. Para resolver este problema, conecta en paralelo con los terminales 230V un condensador 0,33 microF.

**DECLARATION OF EU CONFORMITY**

Product: WALL FLASHING LED / Model: MICRO-FLASH  
Manufacturer: AB TECNO S.r.l. - Via Cicogna, 95 - 40068 San Lazzaro di Savena (BO)  
The Manufacturer declares under its own responsibility that the product covered by the declaration meets all the provisions applicable in the following Directives:

**2014/35/EU** - on the harmonization of the laws of the Member States relating to the making available on the market of electrical equipment intended for use within certain voltage limits.

**2014/30/EU** - for the harmonization of the laws of the Member States relating to electromagnetic compatibility and complies with the relevant harmonization legislation of the Union: **CEI EN 60947-1: 2008/A1: 2012/A2: 2015, CEI EN 60947-5-1: 2005/A1: 2010**

Bologna, li 01/02/2018



AB TECNO's CEO  
Ulisse Padani  
*Ulisse Padani*

Come richiesto dalla Direttiva 2012/19/CE concernente i Rifiuti di Apparecchiature Elettroniche ed Elettriche (RAEE) è necessario: non smaltire i RAEE come rifiuti municipali misti ed effettuare una raccolta separata di tali RAEE; rivolgersi al proprio comune di residenza per informazioni circa i centri di raccolta separata per i RAEE.

Il presente simbolo a posto sul dispositivo elettronico, indica la raccolta differenziata delle apparecchiature elettriche ed elettroniche (Rif. Direttiva 2012/19/CE). L'adeguata raccolta differenziata per l'avvio successivo dell'apparecchio dismesso al riciclaggio, al trattamento e allo smaltimento ambientalmente compatibili e contribuisce ad evitare possibili effetti negativi sull'ambiente e sulla salute e favorisce il riciclo dei materiali cui è composto il prodotto.

As required by the Directive 2012/19/CE concerning the Waste of Electronic and Electrical Equipment (WEEE) it is necessary: to not dispose of WEEE as municipal mixed waste and make a separate collection of such WEEE; contact your municipality of residence for information about the separate collection centers for WEEE. This symbol on the electronic device indicates the separate collection of electrical and electronic equipment (Ref. Directive 2012/19/CE). Appropriate separate waste collection for the subsequent start-up of the disposed appliance to environmentally compatible recycling and treatment and helps to avoid possible negative effects on the environment and on health and favors the recycling of the materials to which the product is composed.

**ESEMPI DI COMPATIBILITA' CON LE MARCHE PIU' DIFFUSE**

EXAMPLES OF COMPATIBILITY WITH MORE POPULAR BRANDS - COMPATIBILITÉ AVEC LES MARQUES LES PLUS CÉLÈBRES  
KOMPATIBILITÄT MIT DEN MEIST GEBRAUCHTEN MARKEN - COMPATIBILIDAD CON MARCAS MÁS DIFUNDIDA



**Compatibile anche con altre marche e modelli**

Also compatible with other brands and models  
Également compatible avec d'autres marques et modèles  
Kompatibel mit weiteren Modellen und Herstellern  
Compatible también con otras marcas y modelos